















36 517 979



- HORIZONTAL RAIN, max. flow rate 6 l/min (at 3 bar)
- with anti-scale system
- cover plate 240 x 60 mm
- 1/2" connection
- This product can help a building meet the requirements of Green Building Rating Systems, e.g. LEED®, BREEAM®, DGNB

Fits: IMO, LULU, MADISON, MEM, TARA, CL.1, LISSÉ, VAIA, META, CYO

	Brushed Platinum	36 517 979-06 0050
	Chrome	36 517 979-00 0050
	Platinum	36 517 979-08 0050
	Dark Chrome	36 517 979-19 0050
	Light Gold	36 517 979-26 0050
	Brushed Light Gold	36 517 979-27 0050
	Brushed Durabrass (23kt Gold)	36 517 979-28 0050
	Matte Black	36 517 979-33 0050
	Brushed Bronze	36 517 979-42 0050
	Brushed Champagne (22kt Gold)	36 517 979-46 0050
	Champagne (22kt Gold)	36 517 979-47 0050
	Brushed Chrome	36 517 979-93 0050
	Brushed Dark Platinum	36 517 979-99 0050

Required miscellaneous



- Concealed wall installation box -** 35 206 970 90
- max. recess depth 173 mm
 - min. recess depth 100 mm

Recommended miscellaneous



- xGRID Attachment set for integrating in the dry wall construction -** 12 340 970 90

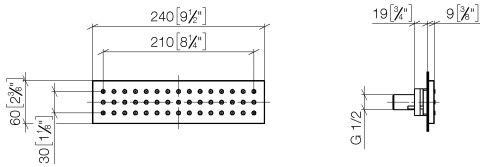
Required miscellaneous



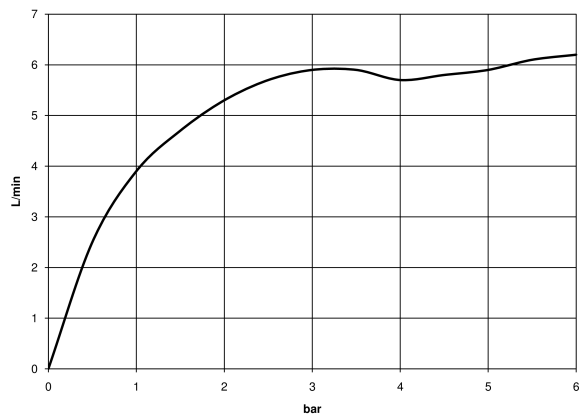
- xGRID Installation track 555 mm -** 12 360 970 90

36 517 979

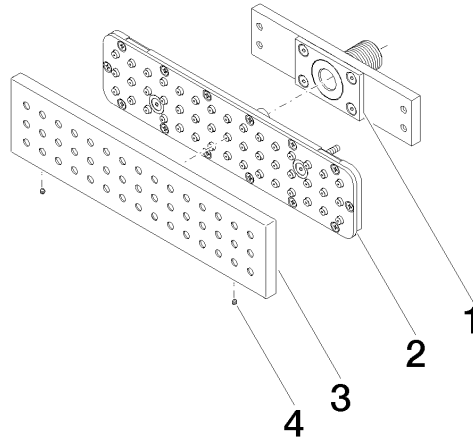
mm [inches]



Flow rate chart



36 517 979



Spare parts list

No.	Item Number	Name	Quantity used	Delivery time
1	90 11 02 137 00 90	connection	1	2
2	90 11 02 332 00-00	insert	1	10
3	09 27 99 001-06	rosette	1	10
4	09 31 11 081 90	pin	1	2